

City of Yutan

Fiscal Year 2023 - 2024 Budget



Budget Overview

The City of Yutan has a strong financial footing and a history of conservative spending and forecasting that has allowed it to see a slow but steady increase in services while keeping taxes relatively low.

Due to the increase in valuations by the county, our property tax amount went up nearly 8% from last year with no change in the levy. In order to keep within the state growth limit of 2% staff cut nearly 15k from the budget. This resulted in nearly a 1.5-cent decrease in the levy from last year, about 4%. Our total property tax asking amount is \$335000.00, or \$404 per \$100,000 in valuation for a home in Yutan.

This is the second year in a row that we have reduced our levy. While this is great for the residents of Yutan, my concern is that with the growth limits the state has implemented and the continued rise in valuations we may face a budget where we need to expand to keep up with growth and demand of services. All indications are that Yutan will continue to see a growth in population, with that the city needs to be in a position to meet those demands both to services and infrastructure

Included is a breakdown of the property tax per \$100,000 in valuation from last year for comparison. It shows what each taxing entity in the county collects. The school is the largest chunk of property tax, followed by the county and city. The TIF projects in the city have done a great job of supporting the community and offsetting some of the costs the city would otherwise have to bear.

Looking at the overall totals we are projected to tap into our reserves more than in other years. A major part of this is the remaining ARPA funds. Since we are not receiving any funds this year it gives the impression that we are overspending. Looking back at previous years, and not considering the ARPA funds we are in line with previous budgets.

2022-2023 budget accomplishments

- Water meter changeout completed - Reduced staff time and increased accuracy in billing.
- Lift station project nearly 50% completed - Expanding the life and capacity of our wastewater system.
- Several panels of Victor Street replaced
- New Police Cruiser - safer for our officers and better access to technology in the field.
- New Utility Department truck and plow -
- Office renovations complete - Several compliments on the project and the space is much more user-friendly.
- ARPA funds helped create a GIS system that can map all of the utilities in town. Also helped fund all of our documents to be scanned in and new computers for the office.

2023-2024 budget goals and projects

- With the help of the CRA 1st and Poplar Street will be paved and updated infrastructure.
- Created a new position to help at city hall and other departments - anticipate more grant funding for projects around Yutan.
- Renewed interlocal agreements with the school district to better serve the community.
- With the use of ARPA funds, we will complete several projects this next fiscal year. Finish replacing the computers in the office, new office furniture, street repairs, playground equipment, new roof, and water line to lift station building, and engineering for the improvement of Hayes concessions.

City of Yutan
IN
Saunders County, Nebraska

NOTICE OF BUDGET HEARING AND BUDGET SUMMARY

PUBLIC NOTICE is hereby given, in compliance with the provisions of State Statute Sections 13-501 to 13-513, that the governing body will meet on the 19th day of September 2023, at 7:00 o'clock P.M., at City Hall for the purpose of hearing support, opposition, criticism, suggestions or observations of taxpayers relating to the following proposed budget. The budget detail is available at the office of the Clerk during regular business hours.

2021-2022 Actual Disbursements & Transfers	\$ 1,358,698.00
2022-2023 Actual/Estimated Disbursements & Transfers	\$ 2,071,583.00
2023-2024 Proposed Budget of Disbursements & Transfers	\$ 2,979,903.00
2023-2024 Necessary Cash Reserve	\$ 365,035.17
2023-2024 Total Resources Available	\$ 3,344,938.17
Total 2023-2024 Personal & Real Property Tax Requirement	\$ 335,000.00
Unused Budget Authority Created For Next Year	\$ 76,234.96

Breakdown of Property Tax:

Personal and Real Property Tax Required for Non-Bond Purposes	\$ 199,489.00
Personal and Real Property Tax Required for Bonds	\$ 135,511.00

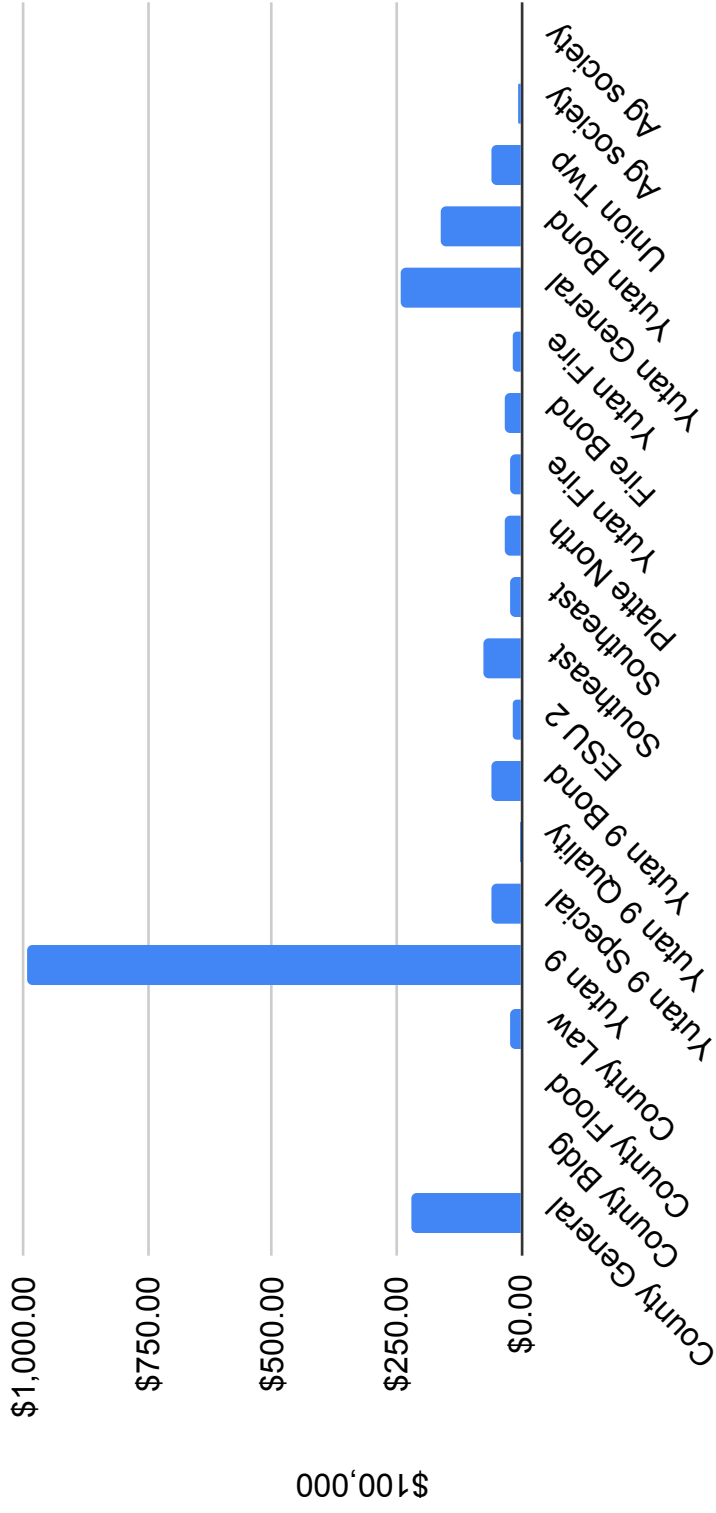
NOTICE OF SPECIAL HEARING TO SET FINAL TAX REQUEST

PUBLIC NOTICE is hereby given, in compliance with the provisions of State Statute Section 77-1632, that the governing body will meet on the 19th day of September 2023, immediately following the preceding Budget Hearing at City Hall for the purpose of hearing support, opposition, criticism, suggestions or observations of taxpayers relating to setting the final tax request.

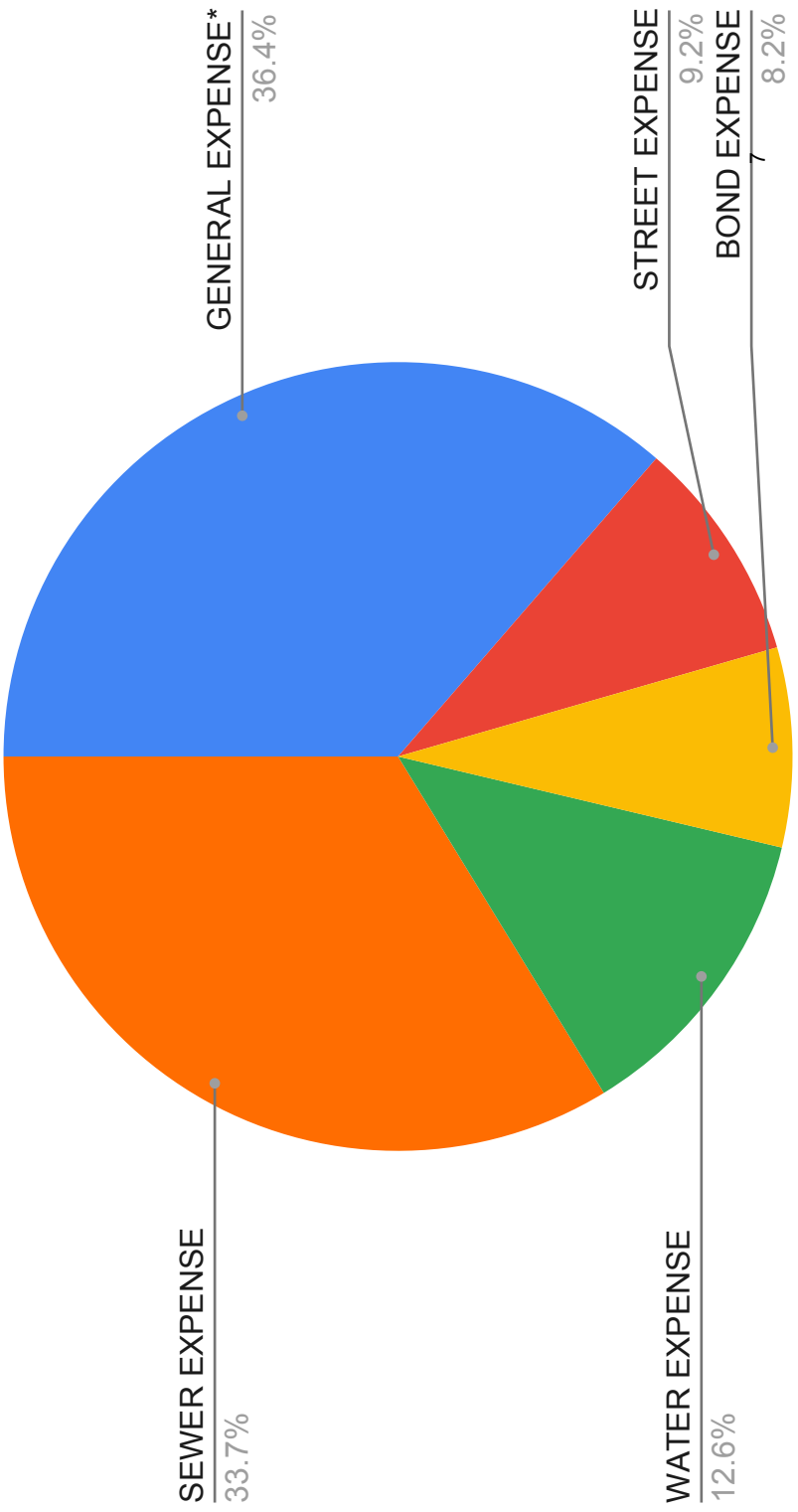
	2022	2023	Change
Operating Budget	3,979,146.00	2,979,903.00	-25%
Property Tax Request	\$ 323,329.00	\$ 335,000.00	4%
Valuation	79,952,317	86,598,776	8%
Tax Rate	0.404402	0.386841	-4%
Tax Rate if Prior Tax Request was at Current Valuation	0.373364		

Item	Rate	Percent	\$100,000	.01 Increase	.015 Decrease	\$86,598,776.00
County General	0.22039	10.82%	\$220.39	\$222.59	\$217.08	\$190,855.04
County Bldg	0.002146	0.11%	\$2.15	\$2.17	\$2.11	\$1,858.41
County Flood	0.001647	0.08%	\$1.65	\$1.66	\$1.62	\$1,426.28
County Law Enforcemtn Bond	0.021863	1.07%	\$21.86	\$22.08	\$21.54	\$18,933.09
Yutan 9 General (Schools)	0.992211	48.71%	\$992.21	\$1,002.13	\$977.33	\$859,242.58
Yutan 9 Special Bldg	0.05701	2.80%	\$57.01	\$57.58	\$56.15	\$49,369.96
Yutan 9 Quality Cap	0	0.00%	\$0.00	\$0.00	\$0.00	\$0.00
Yutan 9 Bond	0.057798	2.84%	\$57.80	\$58.38	\$56.93	\$50,052.36
ESU 2	0.015	0.74%	\$15.00	\$15.15	\$14.78	\$12,989.82
Southeast Community College	0.0737	3.62%	\$73.70	\$74.44	\$72.59	\$63,823.30
Southeast Community College Capital	0.02	0.98%	\$20.00	\$20.20	\$19.70	\$17,319.76
Platte North	0.031404	1.54%	\$31.40	\$31.72	\$30.93	\$27,195.48
Yutan Fire General	0.023037	1.13%	\$23.04	\$23.27	\$22.69	\$19,949.76
Fire Bond	0.031378	1.54%	\$31.38	\$31.69	\$30.91	\$27,172.96
Yutan Fire Sinking	0.016963	0.83%	\$16.96	\$17.13	\$16.71	\$14,689.75
Yutan General	0.240833	11.82%	\$240.83	\$243.24	\$237.22	\$208,558.43
Yutan Bond	0.16357	8.03%	\$163.57	\$165.21	\$161.12	\$141,649.62
Union Twp	0.060617	2.98%	\$60.62	\$61.22	\$59.71	\$52,493.58
Ag society	0.006473	0.32%	\$6.47	\$6.54	\$6.38	\$5,605.54
Ag society improvement	0.000828	0.04%	\$0.83	\$0.84	\$0.82	\$717.04
Totals	2.036868	100.00%	\$2,036.87	\$2,057.24	\$2,006.31	\$1,763,902.76

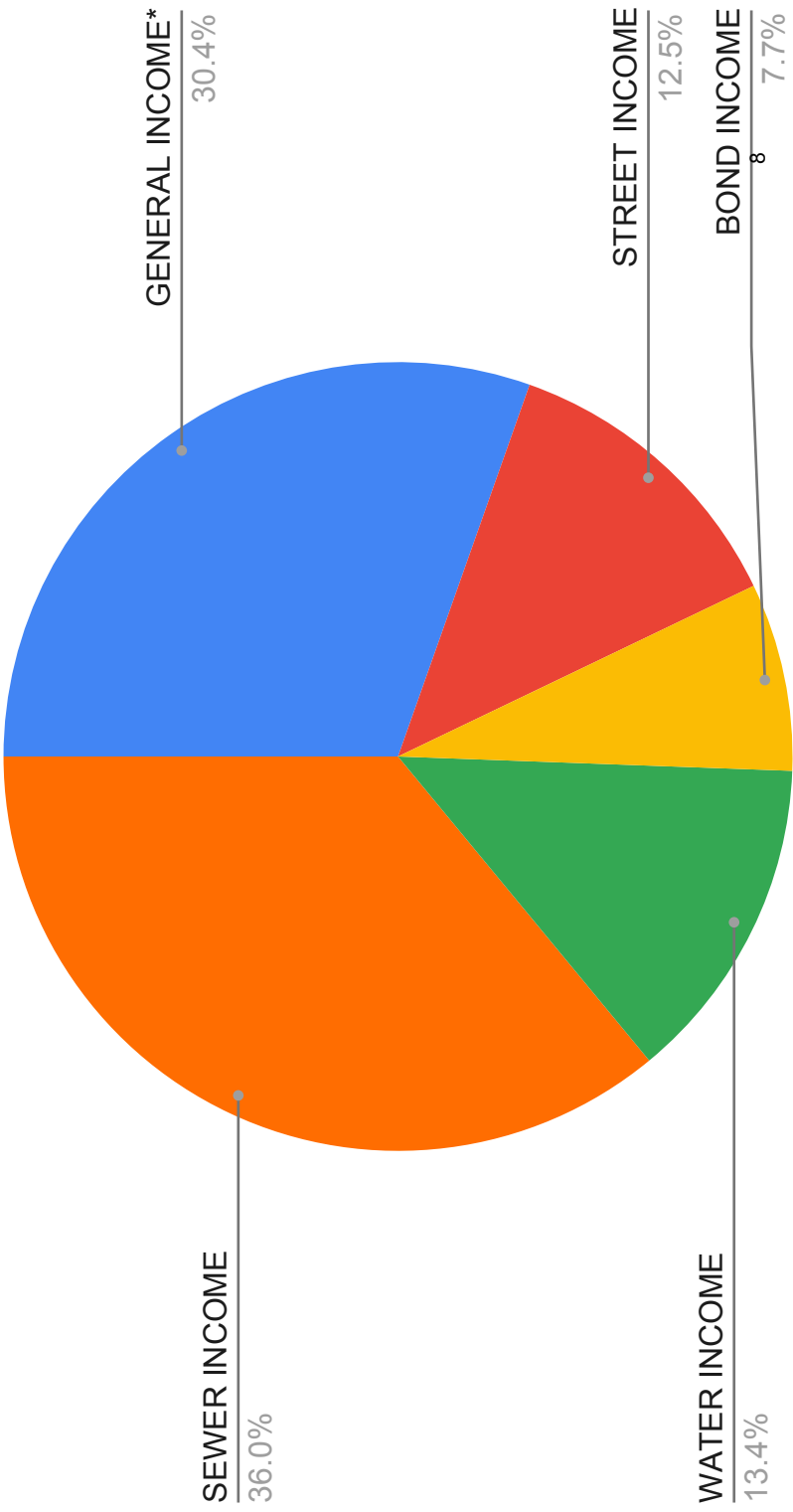
Amount Per \$100,000



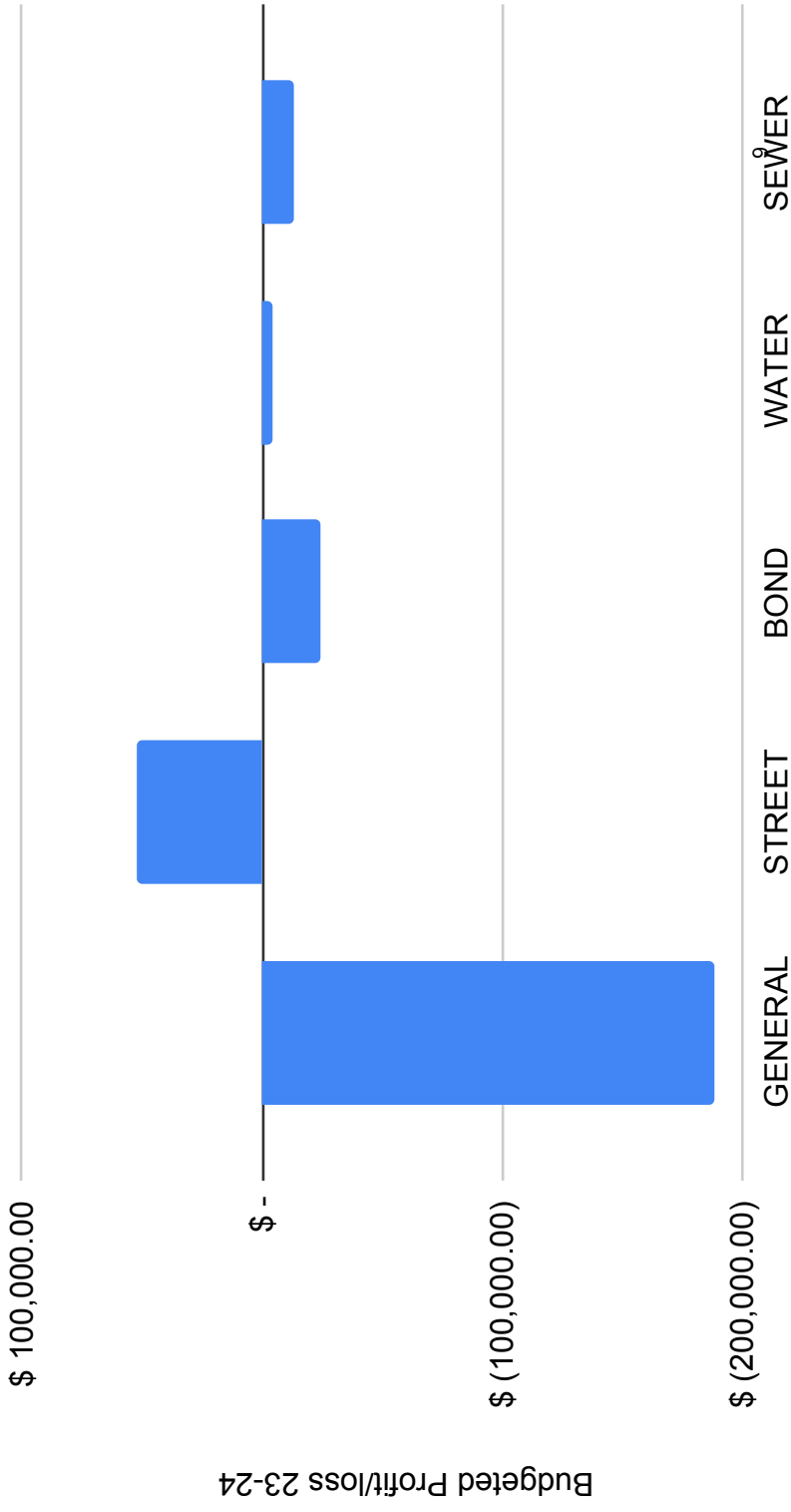
23-24 Expenses



23-24 Income



Budgeted Profit/loss 23-24



City of Yutan Budget: FY 2021-2022

Revenue/Expense Totals					
Category	22-23 Budget	22-23 Actual	Difference	23-24 Budget	
GENERAL INCOME*	\$ 857,869.93	\$ 435,551.00	\$ (422,318.93)	\$ 634,042.00	
STREET INCOME	\$ 270,669.00	\$ 278,241.44	\$ 7,572.44	\$ 259,805.00	
BOND INCOME	\$ 154,076.00	\$ 132,238.63	\$ (21,837.37)	\$ 160,584.00	
WATER INCOME	\$ 730,500.00	\$ 402,945.57	\$ (327,554.43)	\$ 280,000.00	
SEWER INCOME	\$ 1,046,806.00	\$ 563,743.47	\$ (483,062.53)	\$ 750,250.00	
TOTAL INCOME	\$ 3,059,920.93	\$ 1,812,720.11	\$ (1,247,200.82)	\$ 2,084,681.00	
GENERAL EXPENSE*	\$ 870,227.73	\$ 523,509.23	\$ 346,718.50	\$ 822,483.50	
STREET EXPENSE	\$ 224,809.74	\$ 202,788.58	\$ 22,021.16	\$ 207,610.00	
BOND EXPENSE	\$ 219,502.00	\$ 189,665.85	\$ 29,836.15	\$ 184,922.73	
WATER EXPENSE	\$ 695,048.14	\$ 428,883.37	\$ 266,164.77	\$ 283,934.00	
SEWER EXPENSE	\$ 861,290.74	\$ 496,499.13	\$ 364,791.61	\$ 763,206.00	
TOTAL EXPENSE	\$ 2,870,878.35	\$ 1,841,346.16	\$ 1,029,532.19	\$ 2,262,156.23	
	Budgeted profit/loss 22-23	Actual Profit/loss 22-23	Budgeted Profit/loss 23-24	Percent of 22-23	
GENERAL	\$ (12,357.80)	\$ (87,958.23)	\$ (188,441.50)	1524.88%	
STREET	\$ 45,859.26	\$ 75,452.86	\$ 52,195.00	113.82%	
BOND	\$ (65,426.00)	\$ (57,427.22)	\$ (24,338.73)	37.20%	
WATER	\$ 35,451.86	\$ (25,937.80)	\$ (3,934.00)	-11.10%	
SEWER	\$ 185,515.26	\$ 67,244.34	\$ (12,956.00)	-6.98%	
TOTAL	\$ 189,042.58	\$ (28,626.05)	\$ (177,475.23)	-93.88%	

City of Yutan FY 2023-2024 Annual Budget

Number	Item	General Fund Revenues							
		2021-2022 Budget	2021-2022 Actual	Percent of Budget	2022-2023 Budget	2022-2023 Actual	Percent of Budget	FY 2023-2024	Percent of Budget
		General Fund Revenues							
18040	MULTIPURPOSE BOND 2020	\$ -	\$ -		\$ 75,000.00	\$ -	0.00%	\$ -	0.00%
18070	RESERVE INTEREST	\$ 300.00	\$ 253.74	84.58%	\$ 300.00	\$ 106.36	35.45%	\$ 300.00	100.00%
18090	MISC. REV	\$ 75.00	\$ 3,572.71	4763.61%	\$ 75.00	\$ 9,288.76	12385.01%	\$ 75.00	100.00%
18180	LICENSES AND FEES	\$ 4,000.00	\$ 16,834.75	420.87%	\$ 4,000.00	\$ 3,690.75	92.27%	\$ 5,500.00	137.50%
18200	PLAN/ZONE PERMIT FEES	\$ 1,000.00	\$ 1,162.50	116.25%	\$ 1,000.00	\$ 350.00	35.00%	\$ 1,500.00	150.00%
18310	PARK INCOME	\$ 1,000.00	\$ 3,781.25	378.13%	\$ 1,000.00	\$ 2,489.16	248.92%	\$ 1,000.00	100.00%
18320	TRANS FR PARK EQPT RES	\$ -	\$ -		\$ -	\$ -		\$ -	
18400	EQUALIZATION FUNDS	\$ 11,989.00	\$ 1,895.88	15.81%	\$ 17,987.93	\$ 30,634.07	170.30%	\$ 20,065.00	111.55%
18410	MOTOR VEHICLE PRO RATA	\$ 350.00	\$ 3,359.34	959.81%	\$ 350.00	\$ 426.32	121.81%	\$ 350.00	100.00%
18420	HOMESTEAD EXEMPTION	\$ -	\$ 12,429.42		\$ -	\$ 13,534.07		\$ -	
18430	5% GROSS TAX	\$ 7,500.00	\$ 7,205.11	96.07%	\$ 7,500.00	\$ 7,503.48	100.05%	\$ 7,500.00	100.00%
18440	IN LIEU OF TAX	\$ 60.00	\$ 60.50	100.83%	\$ 60.00	\$ 1.80	3.00%	\$ 60.00	100.00%
18460	CARLINE TAX	\$ 100.00	\$ 69.48	69.48%	\$ 100.00	\$ 30.25	30.25%	\$ 100.00	100.00%
18470	BUILDING PERMITS	\$ 20,000.00	\$ 21,950.00	109.75%	\$ 30,000.00	\$ 27,563.65	91.88%	\$ 25,000.00	83.33%
18490	OCCUPATION TAX	\$ 330.00	\$ 330.00	100.00%	\$ 330.00	\$ 6,479.63	1963.52%	\$ 330.00	100.00%
18500	INTEREST INCOME	\$ 4,800.00	\$ 3,935.85	82.00%	\$ 4,800.00	\$ 1,966.62	40.97%	\$ 4,800.00	100.00%
18550	LAND PURCHASE LOAN	\$ -	\$ -		\$ -	\$ -		\$ -	
18560	POLICE INCOME	\$ 1,500.00	\$ 5.00	0.33%	\$ 1,500.00	\$ -	0.00%	\$ 1,500.00	100.00%
18580	POLICE GRANT	\$ -	\$ -		\$ -	\$ -		\$ -	
18600	DONATIONS-LIBRARY	\$ -	\$ 218.19		\$ -	\$ 125.00	125.00%	\$ -	
18610	FINES/FEES-LIBRARY	\$ -	\$ 135.70		\$ -	\$ 184.68	108.90%	\$ -	
18640	STATE AID-LIBRARY	\$ -	\$ 896.00		\$ -	\$ 968.00	968.00%	\$ -	
18650	MISC. REV-LIBRARY	\$ -	\$ 298.44		\$ -	\$ 21.00		\$ -	
18670	GRANT INCOME-LIBRARY	\$ -	\$ 5,650.00		\$ -	\$ 700.00	700.00%	\$ 850.00	
18910	MOTOR VEHICLE TAX	\$ 38,000.00	\$ 42,147.58	110.91%	\$ 38,000.00	\$ 38,187.48	100.49%	\$ 40,000.00	105.26%
18930	FRANCHISE TAX	\$ 4,000.00	\$ 4,259.89	106.50%	\$ 4,000.00	\$ -		\$ 4,000.00	100.00%
18940	DTR GRANT INCOME	\$ 5,000.00	\$ -		\$ 5,000.00	\$ 4,650.00	93.00%	\$ -	0.00%
18950	NIFA GRANT INCOME	\$ 2,000.00	\$ -		\$ 2,000.00	\$ 2,000.00	100.00%	\$ -	0.00%
18980	INTEREST ON TAXES	\$ 450.00	\$ 1,769.39	393.20%	\$ 450.00	\$ 684.36	152.08%	\$ 450.00	100.00%
18990	PROPERTY TAXES	\$ 185,271.00	\$ 165,584.94	89.37%	\$ 197,890.00	\$ 118,698.68	59.98%	\$ 200,062.00	101.10%
19000	TRANS FROM RES ACCT	\$ -	\$ -		\$ -	\$ -		\$ -	
19100	TRANS FROM STREET FUND	\$ -	\$ -		\$ -	\$ -		\$ -	
19110	TRANS FROM BOND FUND	\$ -	\$ -		\$ -	\$ -		\$ -	
19120	TRANS FROM KENO FUND	\$ 50,600.00	\$ -		\$ 50,600.00	\$ -	0.00%	\$ -	0.00%
19500	SALE OF ASSETS	\$ -	\$ -		\$ -	\$ -		\$ 20,000.00	
19600	KENO INCOME	\$ -	\$ 48,420.78		\$ 50,000.00	\$ 49,339.88	98.68%	\$ 50,600.00	101.20%
19700	T.I.F. FUND DEPOSIT	\$ 285,000.00	\$ 389,506.33	136.67%	\$ 250,000.00	\$ -	0.00%	\$ 250,000.00	100.00%
19800	ARPA INCOME	\$ 115,927.00	\$ 115,927.00	100.00%	\$ 115,927.00	\$ 115,927.00	100.00%	\$ -	0.00%

City of Yutan FY 2023-2024 Annual Budget

		General Fund Revenues							
Number	Item	2021-2022 Budget	2021-2022 Actual	Percent of Budget	2022-2023 Budget	2022-2023 Actual	Percent of Budget	FY 2023-2024	Percent of 22-23
		\$ 739,252.00	\$ 851,659.77	115.21%	\$ 857,869.93	\$ 435,551.00	50.77%	\$ 634,042.00	73.91%
Totals									

City of Yutan FY 2023-2024 Annual Budget

General Fund Expenses

Number	Item	2021-2022 Budget		2021-2022 Actual		2022-2023 Budget		2022-2023 Actual		FY 2023-2024		Percent of 22-23
		\$	%	\$	%	\$	%	\$	%	\$	%	
General Fund Expenses												
10040	SIRENS	\$ 900.00	\$ 3,628.23	403.14%	\$ 1,300.00	\$ 2,155.02	165.77%	\$ 2,000.00	153.85%	\$ 2,000.00	153.85%	
10060	INSURANCE	\$ 3,400.00	\$ 3,985.02	117.21%	\$ 3,400.00	\$ 4,596.62	135.19%	\$ 4,900.00	144.12%	\$ 4,900.00	144.12%	
10070	SALARIES	\$ 29,800.00	\$ 27,407.13	91.97%	\$ 33,517.01	\$ 26,949.04	80.40%	\$ 41,482.00	123.76%	\$ 41,482.00	123.76%	
1007F	PAYROLL TAXES	\$ 3,300.00	\$ 7,889.16	239.07%	\$ 3,500.00	\$ 2,379.00	67.97%	\$ 4,015.00	114.71%	\$ 4,015.00	114.71%	
1007M	MEDICARE	\$ 640.00	\$ 1,686.22	263.47%	\$ 640.00	\$ -	0.00%	\$ -	0.00%	\$ -	0.00%	
1007R	RETIREMENT CONTRIBUTION	\$ -	\$ 465.38		\$ -	\$ 8,111.67		\$ 12,000.00		\$ 12,000.00		
10080	TELEPHONE	\$ 600.00	\$ 824.60	137.43%	\$ 600.00	\$ 1,141.06	190.18%	\$ 1,000.00	166.67%	\$ 1,000.00	166.67%	
10090	MISC. EXPENSE	\$ 500.00	\$ 363.19	72.64%	\$ 500.00	\$ 523.59	104.72%	\$ 500.00	100.00%	\$ 500.00	100.00%	
10100	DOG/CAT EXPENSE	\$ 400.00	\$ 79.05	19.76%	\$ 300.00	\$ 84.95	28.32%	\$ 90.00	30.00%	\$ 90.00	30.00%	
10110	OFFICE UTILITIES	\$ 2,400.00	\$ 2,333.27	97.22%	\$ 2,400.00	\$ 2,492.09	103.84%	\$ 2,400.00	100.00%	\$ 2,400.00	100.00%	
10120	HEALTH REIMBURSEMENT	\$ 1,640.00	\$ 1,025.86	62.55%	\$ 2,880.00	\$ 3,868.97	134.34%	\$ 2,880.00	100.00%	\$ 2,880.00	100.00%	
10130	GEN. FUND TRANS	\$ -	\$ 91,427.89		\$ -	\$ -		\$ -		\$ -		
10140	COUNCIL PAYROLL	\$ 11,000.00	\$ 11,000.00	100.00%	\$ 11,000.00	\$ 11,000.00	100.00%	\$ 11,000.00	100.00%	\$ 11,000.00	100.00%	
10150	UNEMPLOYMENT	\$ -	\$ -		\$ -	\$ 416.47		\$ -		\$ -		
10160	AUDIT	\$ 9,000.00	\$ 17,649.00	196.10%	\$ 12,000.00	\$ 9,395.00	78.29%	\$ 15,000.00	125.00%	\$ 15,000.00	125.00%	
10170	DUES	\$ 2,775.00	\$ 5,457.75	196.68%	\$ 2,775.00	\$ 5,677.00	204.58%	\$ 3,000.00	108.11%	\$ 3,000.00	108.11%	
10180	SCHOOL DISTRICT	\$ 500.00	\$ -	0.00%	\$ 500.00	\$ -	0.00%	\$ 500.00	100.00%	\$ 500.00	100.00%	
10200	LEGAL	\$ 3,500.00	\$ 4,452.75	127.22%	\$ 3,500.00	\$ 4,187.50	119.64%	\$ 4,000.00	114.29%	\$ 4,000.00	114.29%	
10220	COUNTY COMMISSIONS	\$ -	\$ 1,711.60		\$ -	\$ 1,211.92		\$ -		\$ -		
10230	COUNCIL CONFERENCES	\$ 1,000.00	\$ -	0.00%	\$ 1,000.00	\$ 968.70	96.87%	\$ 1,000.00	100.00%	\$ 1,000.00	100.00%	
10240	EMPLOYMENT BENEFITS	\$ 2,900.00	\$ 10,193.59	351.50%	\$ 2,900.00	\$ 6,988.94	241.00%	\$ 6,000.00	206.90%	\$ 6,000.00	206.90%	
10260	OFFICE SUPPLIES	\$ 5,000.00	\$ 9,486.55	189.73%	\$ 6,000.00	\$ 12,719.50	211.99%	\$ 7,500.00	125.00%	\$ 7,500.00	125.00%	
10280	TRAINING/CONFERENCES	\$ 3,000.00	\$ 12,535.47	417.85%	\$ 3,000.00	\$ 3,982.28	132.74%	\$ 3,500.00	116.67%	\$ 3,500.00	116.67%	
10290	PLANNING & ZONING	\$ 15,000.00	\$ 15,039.44	100.26%	\$ 20,000.00	\$ 6,573.75	32.87%	\$ 5,000.00	25.00%	\$ 5,000.00	25.00%	
10310	COMPUTER EXPENSE	\$ 6,250.00	\$ 12,709.45	203.35%	\$ 6,250.00	\$ 20,136.61	322.19%	\$ 5,000.00	80.00%	\$ 5,000.00	80.00%	
10330	LOCAL PUBLISHING	\$ 3,000.00	\$ 2,721.41	90.71%	\$ 3,000.00	\$ 4,975.87	165.86%	\$ 2,500.00	83.33%	\$ 2,500.00	83.33%	
10340	EMPLOYEE APPRECIATION	\$ 500.00	\$ 513.82	102.76%	\$ 500.00	\$ 696.03	139.21%	\$ 500.00	100.00%	\$ 500.00	100.00%	
10350	CITY CLEAN UP	\$ 2,500.00	\$ 2,500.00	100.00%	\$ 2,500.00	\$ 2,500.00	100.00%	\$ 2,500.00	100.00%	\$ 2,500.00	100.00%	
10360	WEBSITE EXPENSE	\$ 5,000.00	\$ -	0.00%	\$ -	\$ -		\$ -		\$ -		
10370	ARPA EXPENSE	\$ -	\$ -		\$ -	\$ 95,909.00		\$ 29,000.00		\$ 29,000.00		
10410	COMP PLAN UPDATE	\$ 7,000.00	\$ 3,842.50	54.89%	\$ -	\$ 1,437.50		\$ -		\$ -		
10480	BUILDING INSPECTIONS	\$ 500.00	\$ 2,200.00	440.00%	\$ 500.00	\$ 4,800.00	960.00%	\$ 1,000.00	200.00%	\$ 1,000.00	200.00%	
10600	GRANT EXPENSE	\$ 6,250.00	\$ 8,129.18	130.07%	\$ -	\$ 1,000.00		\$ -		\$ -		
10650	COMMUNITY ENGAGEMENT	\$ 2,000.00	\$ 3,190.90	159.55%	\$ 10,000.00	\$ 10,508.92	105.09%	\$ 10,000.00	100.00%	\$ 10,000.00	100.00%	
10670	OFFICE REPAIRS/IMPROVE	\$ 1,000.00	\$ 20.00	2.00%	\$ 1,000.00	\$ 455.00	45.50%	\$ 500.00	50.00%	\$ 500.00	50.00%	
10680	OFFICE EQUIPMENT	\$ 1,500.00	\$ 4,951.13	330.08%	\$ 1,500.00	\$ 2,883.68	192.25%	\$ 750.00	50.00%	\$ 750.00	50.00%	
10720	SIGN EXPENSE	\$ 850.00	\$ 824.79	97.03%	\$ 850.00	\$ 831.26	97.80%	\$ 500.00	58.82%	\$ 500.00	58.82%	
10810	KENO EXPENSE - STATE TAX	\$ 10,000.00	\$ 5,306.00	53.06%	\$ 10,000.00	\$ 12,057.71	120.58%	\$ 10,000.00	100.00%	\$ 10,000.00	100.00%	
10820	KENO EXPENSE - OPERATING	\$ 600.00	\$ 6,907.68	1151.28%	\$ 600.00	\$ -	0.00%	\$ 600.00	100.00%	\$ 600.00	100.00%	
10830	KENO - COM. BETTERMENT	\$ 40,000.00	\$ 33,402.50	83.51%	\$ 40,000.00	\$ -	0.00%	\$ 40,000.00	100.00%	\$ 40,000.00	100.00%	
10840	KENO - OTHER COSTS	\$ -	\$ -		\$ -	\$ -		\$ -		\$ -		
10850	TRANS TO WATER FUND	\$ -	\$ -		\$ -	\$ -		\$ -		\$ -		

City of Yutan FY 2023-2024 Annual Budget

General Fund Expenses

Number	Item	2021-2022 Budget	2021-2022 Actual	Percent of Budget	2022-2023 Budget	2022-2023 Actual	Percent of Budget	FY 2023-2024	Percent of 22-23
10860	TRANS TO CRA CHECKING	\$ 285,000.00	\$ 389,506.33	136.67%	\$ 250,000.00	\$ -	0.00%	\$ 250,000.00	100.00%
10870	TRANS TO SEWER FUND	\$ 115,927.00	\$ -	0.00%	\$ 115,927.00	\$ -	0.00%	\$ 20,000.00	17.25%
10900	CAPITAL OUTLAY	\$ -	\$ -		\$ 25,000.00	\$ 30,282.64	121.13%	\$ -	0.00%
10980	TRANS TO STREET FUND	\$ -	\$ -		\$ -	\$ -		\$ 45,000.00	
10990	LOAN TO BOND FUND	\$ -	\$ -		\$ -	\$ -		\$ -	
11000	SKID LOADER/UTV LOAN	\$ -	\$ -		\$ -	\$ -		\$ -	
11060	INSURANCE - POLICE	\$ 6,400.00	\$ 6,848.25	107.00%	\$ 6,400.00	\$ 8,378.82	130.92%	\$ 8,500.00	132.81%
11070	WAGES - POLICE	\$ 85,500.00	\$ 77,317.56	90.43%	\$ 98,927.12	\$ 66,337.61	67.06%	\$ 97,573.00	98.63%
1107F	PAYROLL TAXES - POLICE	\$ 6,720.00	\$ 4,504.47	67.03%	\$ 7,392.00	\$ 52.31	0.71%	\$ 7,464.00	100.97%
11080	TELEPHONE - POLICE	\$ 825.00	\$ 1,018.01	123.40%	\$ 600.00	\$ 1,141.34	190.22%	\$ 1,200.00	200.00%
11090	MISC. - POLICE	\$ 250.00	\$ 100.00	40.00%	\$ 250.00	\$ -	0.00%	\$ 250.00	100.00%
11100	HEALTH REIMBURSEMENT -PD	\$ 3,100.00	\$ 3,000.00	96.77%	\$ 6,000.00	\$ 4,640.85	77.35%	\$ 6,000.00	100.00%
11200	LEGAL - POLICE	\$ 500.00	\$ 349.05	69.81%	\$ 500.00	\$ -	0.00%	\$ 500.00	100.00%
11240	GAS - POLICE	\$ 2,750.00	\$ 4,208.25	153.03%	\$ 4,000.00	\$ 2,639.48	65.99%	\$ 3,500.00	87.50%
11250	UNIFORMS - POLICE	\$ 750.00	\$ 375.53	50.07%	\$ 750.00	\$ 787.38	104.98%	\$ 1,500.00	200.00%
11260	SUPPLIES - POLICE	\$ 2,700.00	\$ 10,045.32	372.05%	\$ 2,700.00	\$ 2,600.01	96.30%	\$ 3,500.00	129.63%
11270	Cruise-Police	\$ -	\$ 37.99		\$ -	\$ -		\$ -	
11280	TRAIN/CONFERENCE - POLICE	\$ 1,200.00	\$ 130.00	10.83%	\$ 1,200.00	\$ 610.61	50.88%	\$ 2,250.00	187.50%
11290	EVIDENCE - POLICE	\$ 250.00	\$ 53.13	21.25%	\$ 250.00	\$ 17.65	7.06%	\$ 250.00	100.00%
11300	2015 CRUISER - POLICE/OUTREA	\$ 1,500.00	\$ 1,976.14	131.74%	\$ 1,500.00	\$ 709.51	47.30%	\$ 750.00	50.00%
11900	CAPITAL OUTLAY - POLICE	\$ -	\$ -		\$ 50,000.00	\$ 36,031.56	72.06%	\$ -	0.00%
11950	POLICE TECHNOLOGY	\$ -	\$ 83.42		\$ -	\$ (26,199.00)		\$ 6,000.00	
13050	GENERAL EXPENSES - LIBRARY	\$ -	\$ -		\$ -	\$ -		\$ -	
13070	SALARIES - LIBRARY	\$ 30,600.00	\$ 37,907.95	123.88%	\$ 47,498.60	\$ 35,903.19	75.59%	\$ 43,530.00	91.64%
1307F	PAYROLL TAXES - LIBRARY	\$ 2,200.00	\$ 2,342.95	106.50%	\$ 2,420.00	\$ 28.12	1.16%	\$ 3,330.00	137.60%
13090	HEALTH REIMBURSEMENT-LIB	\$ 3,100.00	\$ 4,555.23	146.94%	\$ 3,000.00	\$ 1,550.64	51.69%	\$ 6,000.00	200.00%
13100	COLLECT. DEVELOP. - LIBRARY	\$ 4,500.00	\$ 3,103.51	68.97%	\$ 4,500.00	\$ 4,689.74	104.22%	\$ 4,600.00	102.22%
13110	READING PROGRAM-LIBRARY	\$ 2,750.00	\$ 2,388.64	86.86%	\$ 2,750.00	\$ 2,972.49	108.09%	\$ 2,800.00	101.82%
13120	UTILITIES - LIBRARY	\$ 1,850.00	\$ 1,875.03	101.35%	\$ 1,850.00	\$ 1,893.43	102.35%	\$ 1,850.00	100.00%
13130	INSURANCE - LIBRARY	\$ 2,500.00	\$ 2,664.13	106.57%	\$ 2,500.00	\$ 3,918.40	156.74%	\$ 4,200.00	168.00%
13140	TELEPHONE - LIBRARY	\$ -	\$ -		\$ -	\$ -		\$ -	
13150	MAINTENANCE - LIBRARY	\$ 3,250.00	\$ 1,961.65	60.36%	\$ 4,250.00	\$ 2,962.61	69.71%	\$ 3,000.00	70.59%
13260	SUPPLIES - LIBRARY	\$ 2,400.00	\$ 2,626.43	109.43%	\$ 2,400.00	\$ 1,957.80	81.58%	\$ 2,200.00	91.67%
13280	TRAINING - LIBRARY	\$ 400.00	\$ 537.60	134.40%	\$ 400.00	\$ 515.06	128.77%	\$ 600.00	150.00%
13300	TECH SERVICES - LIBRARY	\$ 1,750.00	\$ 1,876.39	107.22%	\$ 1,750.00	\$ 2,369.57	135.40%	\$ 1,000.00	57.14%
13310	TRANSFER TO LIBRARY FUND	\$ -	\$ -		\$ -	\$ -		\$ -	
13400	GRANT EXPENSE	\$ -	\$ 9,159.76		\$ -	\$ 783.96		\$ 1,300.00	
13900	CAPITAL OUTLAY - LIBRARY	\$ -	\$ -		\$ -	\$ -		\$ -	
14050	UTILITIES - PARK	\$ 7,000.00	\$ 7,546.16	107.80%	\$ 7,000.00	\$ 7,908.70	112.98%	\$ -	0.00%
14060	INSURANCE - PARK	\$ 7,400.00	\$ 7,614.17	102.89%	\$ 7,400.00	\$ 8,993.51	121.53%	\$ 9,000.00	121.62%
14070	WAGES - PARK	\$ 4,000.00	\$ 2,525.80	63.15%	\$ 3,001.00	\$ 5,371.09	178.98%	\$ 2,524.50	84.12%
1407F	PAYROLL TAXES - PARK	\$ 700.00	\$ 173.13	24.73%	\$ 700.00	\$ 4.22	0.60%	\$ 195.00	27.86%
14260	SUPPLIES - PARK	\$ 5,000.00	\$ 9,204.68	184.09%	\$ 5,000.00	\$ 3,521.67	70.43%	\$ 4,500.00	90.00%

City of Yutan FY 2023-2024 Annual Budget

General Fund Expenses

Number	Item	2021-2022 Budget	2021-2022 Actual	Percent of Budget	2022-2023 Budget	2022-2023 Actual	Percent of Budget	FY 2023-2024	Percent of 22-23
14320	GRAVEL - PARK	\$ 3,000.00	\$ 2,621.32	87.38%	\$ 3,000.00	\$ 1,257.57	41.92%	\$ 2,000.00	66.67%
14340	REPAIRS - PARK	\$ 9,000.00	\$ 10,487.19	116.52%	\$ 9,000.00	\$ 10,934.45	121.49%	\$ 7,500.00	83.33%
14390	PARK IMPROVEMENTS	\$ 5,000.00	\$ 27,092.92	541.86%	\$ 5,000.00	\$ 23,986.90	479.74%	\$ 5,000.00	100.00%
14400	PLAYGROUND EQUIPMENT	\$ -	\$ -		\$ -	\$ -		\$ 32,500.00	
14410	TMBRCRST/SPLASH IMPROVE	\$ -	\$ -		\$ -	\$ 340.69		\$ -	
14900	CAPITAL OUTLAY - PARK	\$ -	\$ -		\$ -	\$ -		\$ -	
14910	PARK RESERVE TRANSFER	\$ -	\$ -		\$ -	\$ -		\$ -	
Totals		\$ 793,977.00	\$ 953,678.60	120.11%	\$ 870,227.73	\$ 523,509.23	60.16%	\$ 822,483.50	94.51%

Number	Item	2021-2022 Budget	2021-2022 Actual	Percent of Budget	2022-2023 Budget	2022-2023 Actual	Percent of Budget	FY 2023-2024	Percent of 22-23
Park Revenues									
18310	PARK INCOME	\$ 1,000.00	\$ 3,781.25	378.13%	\$ 1,000.00	\$ 2,489.16	248.92%	\$ 1,000.00	100.00%
	PARK LOAN	\$ -	\$ -	0.00%	\$ -	\$ -	0.00%	\$ -	
	Totals	\$ 1,000.00	\$ 3,781.25	378.13%	\$ 1,000.00	\$ 2,489.16	248.92%	\$ 1,000.00	100.00%

Number	Item	2021-2022 Budget	2021-2022 Actual	Percent of Budget	2022-2023 Budget	2022-2023 Actual	Percent of Budget	FY 2023-2024	Percent of 22-23
Park Expenses									
14050	UTILITIES - PARK	\$ 7,000.00	\$ 7,546.16	107.80%	\$ 7,000.00	\$ 7,908.70	112.98%	\$ 7,000.00	100.00%
14060	INSURANCE - PARK	\$ 7,400.00	\$ 7,614.17	102.89%	\$ 7,400.00	\$ 8,993.51	121.53%	\$ 9,000.00	121.62%
14070	WAGES - PARK	\$ 4,000.00	\$ 2,525.80	63.15%	\$ 3,001.00	\$ 5,371.09	178.98%	\$ 2,524.50	84.12%
1407F	PAYROLL TAXES - PARK	\$ 700.00	\$ 173.13	24.73%	\$ 700.00	\$ 4.22	0.60%	\$ 195.00	27.86%
14260	SUPPLIES - PARK	\$ 5,000.00	\$ 9,204.68	184.09%	\$ 5,000.00	\$ 3,521.67	70.43%	\$ 4,500.00	90.00%
14320	GRAVEL - PARK	\$ 3,000.00	\$ 2,621.32	87.38%	\$ 3,000.00	\$ 1,257.57	41.92%	\$ 2,000.00	66.67%
14340	REPAIRS - PARK	\$ 9,000.00	\$ 10,487.19	116.52%	\$ 9,000.00	\$ 10,934.45	121.49%	\$ 7,500.00	83.33%
14390	PARK IMPROVEMENTS	\$ 5,000.00	\$ 27,092.92	541.86%	\$ 5,000.00	\$ 23,986.90	479.74%	\$ 5,000.00	100.00%
14400	PLAYGROUND EQUIPMENT	\$ -	\$ -		\$ -	\$ -		\$ 32,500.00	
14410	TMBRCRST/SPLASH IMPROVE	\$ -	\$ -		\$ -	\$ 340.69		\$ -	
14900	CAPITAL OUTLAY - PARK	\$ -	\$ -		\$ -	\$ -		\$ -	
14910	PARK RESERVE TRANSFER	\$ -	\$ -		\$ -	\$ -		\$ -	
Totals		\$ 41,100.00	\$ 67,265.37	163.66%	\$ 40,101.00	\$ 62,318.80	155.40%	\$ 70,219.50	175.11%

Number	Item	2021-2022 Budget	2021-2022 Actual	Percent of Budget	2022-2023 Budget	2022-2023 Actual	Percent of Budget	FY 2023-2024	Percent of 22-23
Keno Revenues									
19120	TRANS FROM KENO FUND	\$ 50,600.00	\$ -		\$ 50,600.00	\$ -	0.00%	\$ 50,600.00	100.00%
19600	KENO INCOME	\$ -	\$ 48,420.78		\$ 50,000.00	\$ 40,740.47	81.48%	\$ -	0.00%
Totals		\$ 50,600.00	\$ 48,420.78	95.69%	\$ 100,600.00	\$ 40,740.47	40.50%	\$ 50,600.00	50.30%

Number	Item	2021-2022 Budget	2021-2022 Actual	Percent of Budget	2022-2023 Budget	2022-2023 Actual	Percent of Budget	FY 2023-2024	Percent of 22-23
Keno Expenses									
10810	KENO EXPENSE - STATE TAX	\$ 10,000.00	\$ 5,306.00	53.06%	\$ 10,000.00	\$ 12,057.71	120.58%	\$ 10,000.00	100.00%
10820	KENO EXPENSE - OPERATING	\$ 600.00	\$ 6,907.68	1151.28%	\$ 600.00	-	0.00%	\$ 600.00	100.00%
10830	KENO - COM. BETTERMENT	\$ 40,000.00	\$ 33,402.50	83.51%	\$ 40,000.00	-	0.00%	\$ 40,000.00	100.00%
10840	KENO - OTHER COSTS	\$ -	\$ -		\$ -	-		\$ -	
Totals		\$ 50,600.00	\$ 45,616.18	90.15%	\$ 50,600.00	\$ 12,057.71	23.83%	\$ 50,600.00	100.00%

Number	Item	2021-2022 Budget	2021-2022 Actual	Percent of Budget	2022-2023 Budget	2022-2023 Actual	Percent of Budget	FY 2023-2024	Percent of 22-23
Police Expenses									
11060	INSURANCE - POLICE	\$ 6,400.00	\$ 6,848.25	107.00%	\$ 6,400.00	\$ 8,378.82	130.92%	\$ 8,500.00	132.81%
11070	WAGES - POLICE	\$ 85,500.00	\$ 77,317.56	90.43%	\$ 92,927.12	\$ 66,337.61	71.39%	\$ 97,573.00	105.00%
1107F	PAYROLL TAXES - POLICE	\$ 6,720.00	\$ 4,504.47	67.03%	\$ 7,392.00	\$ 52.31	0.71%	\$ 7,464.00	100.97%
11080	TELEPHONE - POLICE	\$ 825.00	\$ 1,018.01	123.40%	\$ 600.00	\$ 1,141.34	190.22%	\$ 1,200.00	200.00%
11090	MISC. - POLICE	\$ 250.00	\$ 100.00	40.00%	\$ 250.00	\$ -	0.00%	\$ 250.00	100.00%
11100	HEALTH REIMBURSEMENT -PD	\$ 3,100.00	\$ 3,000.00	96.77%	\$ 6,000.00	\$ 4,640.85	77.35%	\$ 6,000.00	100.00%
11200	LEGAL - POLICE	\$ 500.00	\$ 349.05	69.81%	\$ 500.00	\$ -	0.00%	\$ 500.00	100.00%
11240	GAS - POLICE	\$ 2,750.00	\$ 4,208.25	153.03%	\$ 4,000.00	\$ 2,639.48	65.99%	\$ 3,500.00	87.50%
11250	UNIFORMS - POLICE	\$ 750.00	\$ 375.53	50.07%	\$ 750.00	\$ 787.38	104.98%	\$ 1,500.00	200.00%
11260	SUPPLIES - POLICE	\$ 2,700.00	\$ 10,045.32	372.05%	\$ 2,700.00	\$ 2,600.01	96.30%	\$ 3,500.00	129.63%
11270	Cruise-Police	\$ -	\$ 37.99		\$ -	\$ -		\$ -	
11280	TRAIN/CONFERENCE - POLICE	\$ 1,200.00	\$ 130.00	10.83%	\$ 1,200.00	\$ 610.61	50.88%	\$ 2,250.00	187.50%
11290	EVIDENCE - POLICE	\$ 250.00	\$ 53.13	21.25%	\$ 250.00	\$ 17.65	7.06%	\$ 250.00	100.00%
11300	COMMUNITY OUTREACH	\$ 1,500.00	\$ 1,976.14	131.74%	\$ 1,500.00	\$ 709.51	47.30%	\$ 750.00	50.00%
11900	CAPITAL OUTLAY - POLICE	\$ -	\$ -		\$ -	\$ 36,031.56		\$ -	
11950	POLICE TECHNOLOGY	\$ -	\$ 83.42		\$ 50,000.00	\$ (26,199.00)	-52.40%	\$ 6,000.00	12.00%
Totals		\$ 112,445.00	\$ 110,047.12	97.87%	\$ 174,469.12	\$ 97,748.13	56.03%	\$ 139,237.00	79.81%

Number	Item	2021-2022 Budget	2021-2022 Actual	Percent of Budget	2022-2023 Budget	2022-2023 Actual	Percent of Budget	FY 2023-2024
Library Revenues								
18600	DONATIONS-LIBRARY	\$ -	\$ 218.19		\$ -	\$ 125.00	125.00%	\$ -
18610	FINES/FEEES-LIBRARY	\$ -	\$ 135.70		\$ -	\$ 184.68	108.90%	\$ -
18640	STATE AID-LIBRARY	\$ -	\$ 896.00		\$ -	\$ 968.00	968.00%	\$ -
18650	MISC. REV-LIBRARY	\$ -	\$ 298.44		\$ -	\$ 21.00		\$ -
18670	GRANT INCOME-LIBRARY	\$ -	\$ 5,650.00		\$ -	\$ 700.00	700.00%	\$ -
Totals		\$ -	\$ 7,198.33		\$ -	\$ 1,998.68		\$ -

Number	Item	2021-2022 Budget	2021-2022 Actual	Percent of Budget	2022-2023 Budget	2022-2023 Actual	Percent of Budç FY 2023-2024	Percent of 22-23
Library Expenses								
13050	GENERAL EXPENSES - LIBRARY	\$ -	\$ -		\$ -	\$ -		
13070	SALARIES - LIBRARY	\$ 30,600.00	\$ 37,907.95	123.88%	\$ 47,498.60	\$ 35,903.19	75.59%	91.64%
1307F	PAYROLL TAXES - LIBRARY	\$ 2,200.00	\$ 2,342.95	106.50%	\$ 2,420.00	\$ 28.12	1.16%	137.60%
13090	HEALTH REIMBURSEMENT - LIB	\$ 3,100.00	\$ 4,555.23	146.94%	\$ 3,000.00	\$ 1,550.64	51.69%	200.00%
13100	COLLECT. DEVELOP. - LIBRARY	\$ 4,500.00	\$ 3,103.51	68.97%	\$ 4,500.00	\$ 4,689.74	104.22%	102.22%
13110	READING PROGRAM-LIBRARY	\$ 2,750.00	\$ 2,388.64	86.86%	\$ 2,750.00	\$ 2,972.49	108.09%	101.82%
13120	UTILITIES - LIBRARY	\$ 1,850.00	\$ 1,875.03	101.35%	\$ 1,850.00	\$ 1,893.43	102.35%	100.00%
13130	INSURANCE - LIBRARY	\$ 2,500.00	\$ 2,664.13	106.57%	\$ 2,500.00	\$ 3,918.40	156.74%	168.00%
13140	TELEPHONE - LIBRARY	\$ -	\$ -		\$ -	\$ -		
13150	MAINTENANCE - LIBRARY	\$ 3,250.00	\$ 1,961.65	60.36%	\$ 4,250.00	\$ 2,962.61	69.71%	70.59%
13260	SUPPLIES - LIBRARY	\$ 2,400.00	\$ 2,626.43	109.43%	\$ 2,400.00	\$ 1,957.80	81.58%	91.67%
13280	TRAINING - LIBRARY	\$ 400.00	\$ 537.60	134.40%	\$ 400.00	\$ 515.06	128.77%	150.00%
13300	TECH SERVICES - LIBRARY	\$ 1,750.00	\$ 1,876.39	107.22%	\$ 1,750.00	\$ 2,369.57	135.40%	57.14%
13310	TRANSFER TO LIBRARY FUND	\$ -	\$ -		\$ -	\$ -		
11320	APOLLO/OVERDIRVE					\$ 783.96		
13400	GRANT EXPENSE	\$ -	\$ 9,159.76		\$ -	\$ -		
13900	CAPITAL OUTLAY - LIBRARY	\$ -	\$ -		\$ -	\$ -		
Totals		\$ 55,300.00	\$ 70,999.27	128.39%	\$ 73,318.60	\$ 59,545.01	81.21%	101.49%

Number	Item	2021-2022 Budget	2021-2022 Actual	Percent of Budget	2022-2023 Budget	2022-2023 Actual	Percent of Budget	FY 2023-2024	Percent of 22-23
Street Income									
20050	STREET RESERVE INTEREST	\$ -	\$ -		\$ -	\$ -		\$ -	
20060	STREET RESERVE INCOME	\$ -	\$ -		\$ -	\$ -		\$ -	
28000	TRANS FROM GEN FUND	\$ -	\$ -		\$ -	\$ -		\$ 45,000.00	
28090	MISC. REVENUE	\$ 300.00	\$ 134.40	44.80%	\$ 300.00	\$ -	0.00%	\$ 300.00	100.00%
28130	STREET TRANS IN	\$ -	\$ -		\$ -	\$ -		\$ -	
28400	STATE HIWAY ALLOCATION	\$ 135,988.00	\$ 104,063.16	76.52%	\$ 166,369.00	\$ 155,333.90	93.37%	\$ 181,505.00	109.10%
28410	MOTOR VEHICLE FEES	\$ 10,000.00	\$ 2,915.80	29.16%	\$ 10,000.00	\$ 14,787.10	147.87%	\$ 11,000.00	110.00%
28420	LB 610 ALLOCATIONS	\$ -	\$ -		\$ -	\$ -		\$ -	
28510	INCENTIVE	\$ 3,000.00	\$ -	0.00%	\$ 3,000.00	\$ -	0.00%	\$ 3,000.00	100.00%
28550	STREET EQUIPMENT SOLD	\$ -	\$ -		\$ -	\$ 8,333.33		\$ -	
28580	CITY ROAD LEVY	\$ -	\$ -		\$ -	\$ -		\$ -	
28590	TOWNSHIP ROAD LEVY	\$ 19,000.00	\$ 22,612.16	119.01%	\$ 19,000.00	\$ 13,034.96	68.61%	\$ 19,000.00	100.00%
28600	NIFA GRANT INCOME	\$ 2,000.00	\$ -	0.00%	\$ 2,000.00	\$ 2,000.00	100.00%	\$ -	0.00%
28610	DTR GRANT INCOME	\$ 5,000.00	\$ -	0.00%	\$ 5,000.00	\$ -	0.00%	\$ -	0.00%
29040	TRUCK/CO RD 5 LOAN	\$ -	\$ -		\$ 65,000.00	\$ 84,752.15	130.39%	\$ -	0.00%
29050	1ST & POPLAR LOAN	\$ -	\$ -		\$ -	\$ -		\$ -	
20010	STREET INCOME - Other	\$ -	\$ 57,192.48		\$ -	\$ -		\$ -	
Totals		\$ 175,288.00	\$ 186,918.00	106.63%	\$ 270,669.00	\$ 278,241.44	102.80%	\$ 259,805.00	95.99%

Number	Item	2021-2022 Budç	2021-2022 Actü	Percent of Budç	Budç 2022-2023	Actü	Percent of Budç	Budç FY 2023-2024	Percent of 22-23
					Bond Income				
31810	TRANS FROM KENO FUND	\$ -	\$ -		\$ -	\$ -		\$ -	
31820	TRANS FROM STREET FUND	\$ -	\$ -		\$ -	\$ -		\$ -	
32820	TRANS FROM SEWER FUND	\$ -	\$ -		\$ -	\$ -		\$ -	
32830	TRANS FROM WATER FUND	\$ -	\$ -		\$ -	\$ -		\$ -	
32900	BOND FINANCE - YPS	\$ 18,847.00	\$ 1,427.89	7.58%	\$ 18,847.00	\$ 37,694.96	200.01%	\$ 18,847.00	100.00%
33510	PROPERTY TAXES	\$ 125,778.00	\$ 111,670.08	88.78%	\$ 130,778.00	\$ 80,385.50	61.47%	\$ 135,511.00	103.62%
36810	BOND RES. INTEREST	\$ 650.00	\$ 795.85	122.44%	\$ 650.00	\$ 125.28	19.27%	\$ 650.00	100.00%
37520	IN LIEU OF TAX	\$ 21.00	\$ 42.44	202.10%	\$ 21.00	\$ 21.22	101.05%	\$ 21.00	100.00%
37530	MOTOR VEHICLE PRO RATA	\$ 125.00	\$ 270.46	216.37%	\$ 125.00	\$ 287.36	229.89%	\$ 125.00	100.00%
37540	HOMESTEAD EXEMPTION	\$ -	\$ 8,477.18		\$ -	\$ 8,129.94		\$ -	
37550	5% GROSS TAX	\$ 3,500.00	\$ 4,891.45	139.76%	\$ 3,500.00	\$ 5,096.24	145.61%	\$ 5,000.00	142.86%
37580	CARLINE TAX	\$ 30.00	\$ 39.37	131.23%	\$ 30.00	\$ 33.54	111.80%	\$ 30.00	100.00%
37590	INTEREST ON TAXES	\$ 125.00	\$ 1,637.50	1310.00%	\$ 125.00	\$ 464.59	371.67%	\$ 400.00	320.00%
37600	Truck and Plow	\$ -	\$ -		\$ -	\$ -		\$ -	
37610	Police Cruiser	\$ -	\$ -		\$ -	\$ -		\$ -	
37990	LOANS FROM OTHER FUNDS	\$ -	\$ 90,000.00		\$ -	\$ -		\$ -	
Totals		\$ 149,076.00	\$ 219,252.22	147.07%	\$ 154,076.00	\$ 132,238.63	85.83%	\$ 160,584.00	104.22%

Number	Item	2021-2022 Budget	2021-2022 Actual	Percent of Budget	2022-2023 Budget	2022-2023 Actual	Percent of Budget	FY 2023-2024	Percent of 22-23
Water Revenues									
80060	WATER RESERVE INCOME	\$ -	\$ -		\$ -	\$ -		\$ -	
8013A	TRANS FROM SEWER FUND	\$ -	\$ -		\$ -	\$ -		\$ -	
8013B	TRANS FROM BOND FUND	\$ -	\$ -		\$ -	\$ -		\$ -	
8013C	TRANS FROM GEN FUND	\$ 433,000.00	\$ -		\$ 457,000.00	\$ -		\$ -	
81060	TRANS- WATER RESERVES	\$ -	\$ -		\$ -	\$ -		\$ -	
81070	RESERVE INTEREST INCOME	\$ 1,000.00	\$ 976.15	97.62%	\$ 1,000.00	\$ 409.29	40.93%	\$ 500.00	50.00%
81100	RENTAL INCOME-TOWER	\$ 9,000.00	\$ 10,000.00	111.11%	\$ 12,000.00	\$ 10,000.00	83.33%	\$ 12,000.00	100.00%
81110	NIFA GRANT INCOME	\$ 2,000.00	\$ -		\$ 2,000.00	\$ 2,000.00	100.00%	\$ -	0.00%
81120	DTR GRANT INCOME	\$ 5,000.00	\$ -		\$ 5,000.00	\$ 4,650.00	93.00%	\$ -	0.00%
88090	MISC. REVENUE	\$ -	\$ 935.40		\$ -	\$ 7,727.47		\$ -	
88640	INFRASTRUCTURE REPLACE	\$ 32,000.00	\$ 33,189.60	103.72%	\$ 32,000.00	\$ 61,512.15	192.23%	\$ 32,000.00	100.00%
88750	LATE FEES	\$ 3,500.00	\$ 3,969.02	113.40%	\$ 3,500.00	\$ 5,351.27	152.89%	\$ 3,500.00	100.00%
88760	USER FEES	\$ 180,000.00	\$ 187,072.25	103.93%	\$ 193,000.00	\$ 308,723.24	159.96%	\$ 200,000.00	103.63%
88770	SECURITY DEPOSITS	\$ -	\$ 1,200.00		\$ -	\$ 912.50		\$ -	
88780	HOOKUPS	\$ 2,750.00	\$ -		\$ 3,000.00	\$ 325.00	10.83%	\$ 2,000.00	66.67%
88810	SALES TAX REVENUE	\$ -	\$ (887.34)		\$ 22,000.00	\$ 1,334.65	6.07%	\$ -	0.00%
88900	BOND PROCEEDS	\$ -	\$ 548,353.00		\$ -	\$ -		\$ 30,000.00	
88950	GRANT FUNDS	\$ -	\$ -		\$ -	\$ -		\$ -	
Totals		\$ 668,250.00	\$ 784,808.08	117.44%	\$ 730,500.00	\$ 402,945.57	55.16%	\$ 280,000.00	38.33%

Number	Item	2024-2022 Budget	2021-2022 Actual	Percent of Budget	2022-2023 Budget	2022-2023 Actual	Percent of Budget	FY 2023-2024	Percent of 22-23
Sewer Expenses									
90040	INSURANCE	\$ 4,650.00	\$ 4,186.49	90.03%	\$ 4,650.00	\$ 5,690.85	122.38%	\$ 6,000.00	129.03%
90050	UTILITIES	\$ 5,500.00	\$ 4,453.35	80.97%	\$ 5,500.00	\$ 4,787.94	87.05%	\$ 5,000.00	90.91%
90070	SALARIES	\$ 76,243.00	\$ 75,682.66	99.27%	\$ 93,835.74	\$ 74,639.25	79.54%	\$ 108,973.00	116.13%
9007F	PAYROLL TAXES	\$ 6,250.00	\$ 4,577.35	73.24%	\$ 6,875.00	\$ 48.84	0.71%	\$ 8,336.00	121.25%
90080	TELEPHONE	\$ 700.00	\$ 1,409.57	201.37%	\$ 360.00	\$ 1,471.36	408.71%	\$ 1,600.00	444.44%
90090	MISCELLANEOUS	\$ 50.00	\$ 46.90	93.80%	\$ 50.00	\$ 28.00	56.00%	\$ 50.00	100.00%
90120	HEALTH REIMBURSEMENT	\$ 4,460.00	\$ 1,283.27	28.77%	\$ 8,520.00	\$ 1,778.64	20.88%	\$ 8,520.00	100.00%
90130	DEBT SERVICE COSTS	\$ -	\$ -	-	\$ -	\$ -	-	\$ -	-
90150	CWSRF PAYMENT	\$ 43,000.00	\$ -	0.00%	\$ 4,300.00	\$ -	0.00%	\$ 28,802.00	669.81%
90170	DUES	\$ 1,513.00	\$ 87.50	5.78%	\$ 1,500.00	\$ 87.50	5.83%	\$ 500.00	33.33%
90200	LEGAL	\$ 500.00	\$ 62.00	12.40%	\$ 500.00	\$ -	0.00%	\$ 500.00	100.00%
80210	COMP PLAN UPDATE	\$ 7,000.00	\$ 3,842.50	54.89%	\$ 7,000.00	\$ 1,437.50	20.54%	\$ -	0.00%
80220	DTR PLAN	\$ 6,250.00	\$ 8,129.16	130.07%	\$ 6,250.00	\$ 2,103.75	33.66%	\$ -	0.00%
90240	GAS	\$ 1,500.00	\$ 4,417.06	294.47%	\$ 3,000.00	\$ 2,722.67	90.76%	\$ 4,500.00	150.00%
90260	SUPPLIES	\$ 4,500.00	\$ 6,945.05	154.33%	\$ 4,500.00	\$ 5,257.03	116.82%	\$ 5,000.00	111.11%
90280	SCHOOLS	\$ 4,000.00	\$ 1,662.46	41.56%	\$ 4,000.00	\$ -	0.00%	\$ 2,000.00	50.00%
90630	ENGINEERS	\$ 5,000.00	\$ 4,023.75	80.48%	\$ 5,000.00	\$ 3,530.00	70.60%	\$ 3,000.00	60.00%
90640	TESTING	\$ 500.00	\$ -	0.00%	\$ 500.00	\$ -	0.00%	\$ 500.00	100.00%
90650	COMMUNITY CLUB	\$ -	\$ -	-	\$ -	\$ -	-	\$ -	-
90660	SALES TAX EXPENSE	\$ -	\$ 4,521.04	-	\$ -	\$ -	-	\$ -	-
90690	REPAIRS	\$ 4,000.00	\$ 1,421.62	35.54%	\$ 4,000.00	\$ 16,651.17	416.28%	\$ 20,000.00	500.00%
90700	SEWER RR LEASE	\$ 1,625.00	\$ 1,817.29	111.83%	\$ 1,625.00	\$ -	0.00%	\$ 1,625.00	100.00%
90710	CHEMICALS	\$ 1,800.00	\$ -	0.00%	\$ 1,800.00	\$ -	0.00%	\$ 1,800.00	100.00%
90720	SEWER MAIN CLEANING	\$ 8,090.00	\$ -	0.00%	\$ 8,000.00	\$ -	0.00%	\$ 8,000.00	100.00%
90770	SEC. DEP RETURNS	\$ 525.00	\$ 889.79	169.48%	\$ 525.00	\$ 182.41	34.74%	\$ 500.00	95.24%
90780	LAGOON FARMGROUND	\$ 5,000.00	\$ 28,406.15	568.12%	\$ 5,000.00	\$ 951.53	19.03%	\$ 5,000.00	100.00%
90790	LAGOON DISCHARGE	\$ 1,500.00	\$ 331.12	22.07%	\$ 1,000.00	\$ 447.27	44.73%	\$ 1,000.00	100.00%
90900	CAPITAL OUTLAY	\$ -	\$ -	-	\$ 25,000.00	\$ 13,590.78	54.36%	\$ -	0.00%
90930	SPLASH PAD IMPROVE	\$ -	\$ 64.31	-	\$ -	\$ 500.00	-	\$ -	-
90940	INFILTRATION REPAIR	\$ 25,000.00	\$ -	0.00%	\$ 15,000.00	\$ -	0.00%	\$ 15,000.00	100.00%
90960	LIFT STATION PUMPS	\$ 765,927.00	\$ 38,055.00	4.97%	\$ 633,000.00	\$ 360,621.76	56.97%	\$ 507,000.00	80.09%
90970	TRANS TO WATER	\$ -	\$ -	-	\$ -	\$ -	-	\$ -	-
90980	CAPITAL OUTLAY-EQPT.	\$ 12,000.00	\$ -	0.00%	\$ 10,000.00	\$ (29.12)	-0.29%	\$ 20,000.00	200.00%
Totals		\$ 997,083.00	\$ 196,315.39	19.69%	\$ 861,290.74	\$ 496,499.13	57.65%	\$ 763,206.00	88.61%

Number	Item	2021-2022 Budget	2021-2022 Actual	Percent of Budget	2022-2023 Budget	2022-2023 Actual	Percent of Budget	FY 2023-2024
			ARPA Expenses					
	Budget Software	\$0.00	\$15,995.00		\$0.00			
	Document Scanning	\$0.00	\$11,652.46		\$0.00			
	GIS	\$0.00	\$0.00		\$36,000.00			
	Park Improvements							10000
	Hayes Concession							0
	Office furniture							23000
	WATER INFRASTRUCTURE	N/A	\$0.00		\$0.00			
9013A	SEWER INFRASTRUCTURE	\$115,926.97	\$0.00		\$115,926.97			
Totals		\$115,926.97	\$27,647.46		115926.97	77668.96		33000
19800	ARPA INCOME	\$ 115,926.97	\$ 115,926.97	100.00%	\$ 115,926.97	\$ 115,926.97	100.00%	\$126,537.52
Totals								\$93,537.52
	Park Equipment	\$10,000.00						
	Lift Station Roof	\$15,000.00						
	Lift Station Water Line	\$5,000.00						
	Computers (Luke, Tim, New)	\$6,000.00						
	Street Repairs	\$45,000.00						
	Office Furniture	\$23,000.00						
	Hayes Concession Engineering	\$10,000.00						
	Third Mower	\$12,500.00						
Total		\$126,500.00						